

TCE Spark Resistant Air Hoists

Harrington's TCE-IIB Series air hoists are built with components that will reduce or eliminate risk of spark produced by impact or friction in heavy-duty industrial applications. Our TCE-IIB are Ex certified spark resistant to level $\text{Ex II 2G Ex h IIB T4 Gb}$ for gas and $\text{Ex II 2D Ex h IIIB 130}^\circ\text{C Db}$ for dust and are in compliance with the ATEX Directive 2014/34/EU.



MODEL: TCEP500P-IIB

MODEL: TCE6000P2-IIB

Features and Benefits

Unlimited Duty Cycle

For continuous operation

Spring-Loaded Multi-Vane Motor Design

Permits very fine feathering control

Extremely Fast Lifting

For applications where speed is critical

Low Noise Levels

Adds to operator comfort

Load Chain

Nickel-plated for spark resistance

Top and Bottom Hooks

Bronze coated for spark resistances

1/4 – 1 Ton Capacities

Extremely Compact & Lightweight Body

Cast aluminum body allows for easy operation, transportation and storage

External Speed Adjustment Screw

No tools required to set specific speeds

Adjustable Lifting and Lowering Speeds

Increases production capabilities

Heavy-duty Disc Motor Brake System

For reliable load support

3 – 6 Ton Capacities

Overload Limiter

Adjustable load limiter detects overload automatically and blocks air flow for lifting

Cast Iron Housing

For strength and durability

Powder Coated Finish

Proven weather resistant in harsh environments

Internal Disc Brake

Protected from harsh environments

TCE Spark Resistant Air Hoists

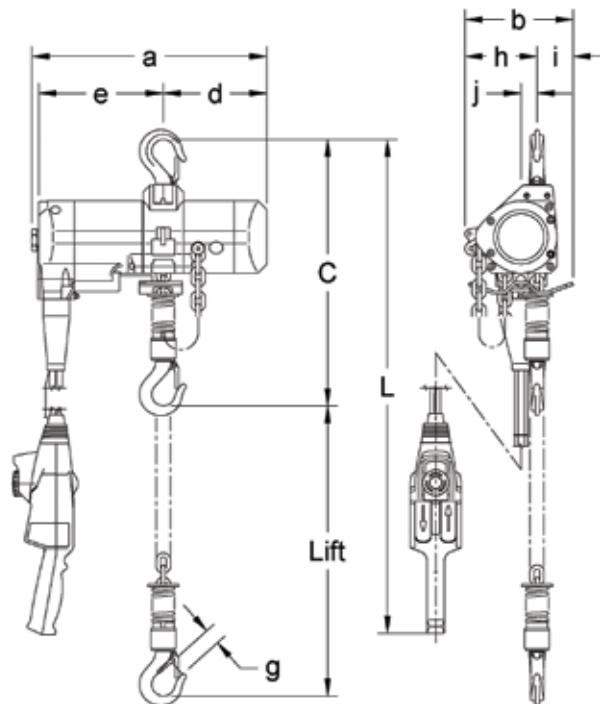
PENDANT MODEL—SPECIFICATIONS

Cap. (Tons)	Product Code	Standard Lift (ft)	Push Button Hose L (ft)	Up/Down Speeds (ft/min @ 90 psi)		Up/Down Air Consumption Rates (cubic ft/min @ 90 psi)		Load Chain Diameter (mm) x Chain Fall Lines	Net Weight (lbs)	Weight for Additional One Foot of Lift (lbs)
				No Load	Full Load	No Load	Full Load			
1/4	TCE250P-IIB	10	8.2	207 / 125	112 / 207	78 / 67	64 / 74	6.3 x 1	46	0.6
1/2	TCE500P-IIB			108 / 62	56 / 112	74 / 64	60 / 71	6.3 x 1	46	0.6
1	TCE1000P2-IIB			54 / 31	28 / 56	74 / 64	60 / 71	6.3 x 2	55	1.2
3	TCE3000P-IIB		8.6	37 / 23	18 / 38	148 / 141	124 / 152	12.5 x 1	225	2.3
6	TCE6000P2-IIB		18 / 12	9 / 19	148 / 141	124 / 152	12.5 x 2	295	4.6	

PENDANT MODEL—DIMENSIONS

Cap. (Tons)	Product Code	Headroom C (in)	a (in)	b (in)	d (in)	e (in)	g (in)	h (in)	i (in)	j (in)
1/4	TCE250P-IIB	16.3	14.4	8.7	6.4	8.0	1.0	5.3	3.3	1.0
1/2	TCE500P-IIB	16.3	14.4	8.7	6.4	8.0	1.0	5.3	3.3	1.0
1	TCE1000P2-IIB	18.0	14.4	9.0	6.4	8.0	1.1	6.3	2.7	1.9
3	TCE3000P-IIB	21.1	22.7	12.4	10.4	12.2	1.3	7.4	4.9	1.3
6	TCE6000P2-IIB	30.3	22.7	14.6	10.4	12.2	1.7	9.6	5.0	3.5

Cord model also available.

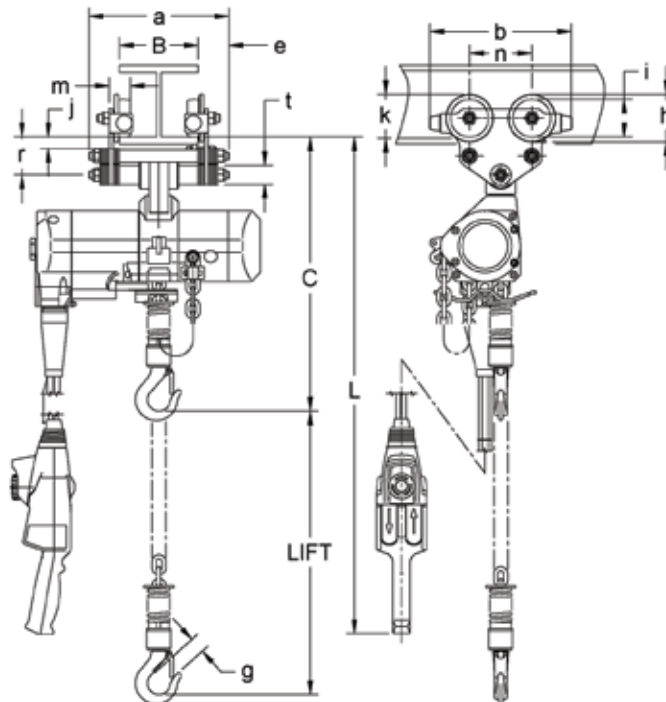


TCE500P

PENDANT MODEL WITH PUSH TROLLEY—SPECIFICATIONS

Cap. (Tons)	Product Code	Standard Lift (ft)	Push Button Hose L (ft)	Up/Down Speeds (ft/min @ 90 psi)		Up/Down Air Consumption Rates (cubic ft/min @ 90 psi)		Flange Width Adjustability B (in)		Minimum* Allow. Radius for Curve (in)	Load Chain Diameter (mm) x Chain Fall Lines	Net Weight (lbs)	Weight for Additional One Foot of Lift (lbs)
				No Load	Full Load	No Load	Full Load	Standard	Optional				
1/4	TCEP250P-IIB	10	8.2	207 / 125	112 / 207	78 / 67	64 / 74	2.17 to 4.13	4.14 to 6.10 OR 6.11 to 8.07 OR 8.08 to 10.04	41.3	6.3 x 1	62	0.6
1/2	TCEP500P-IIB			108 / 62	56 / 112	74 / 64	60 / 71		6.3 x 1		62	0.6	
1	TCEP1000P2-IIB			54 / 31	28 / 56	74 / 64	60 / 71	2.91 to 5.28	5.29 to 7.48 OR 7.49 to 9.84 OR 9.85 to 12.01	55.1	6.3 x 2	87	1.2
3	TCEP3000P-IIB			37 / 23	18 / 38	148 / 141	124 / 152	4.17 to 6.38	6.39 to 8.50 OR 8.51 to 10.47 OR 10.48 to 12.01	86.6	12.5 x 1	318	2.3
6	TCEP6000P2-IIB			18 / 12	9 / 19	148 / 141	124 / 152	4.17 to 6.38	6.39 to 8.50 OR 8.51 to 10.47 OR 10.48 to 12.01	116.1	12.5 x 2	449	4.6

*Minimum allowed radius for 0.25/0.50 Ton trolley on a 2.17-2.40 in. beam = 51.2 in.
Cord model and geared trolley model also available.



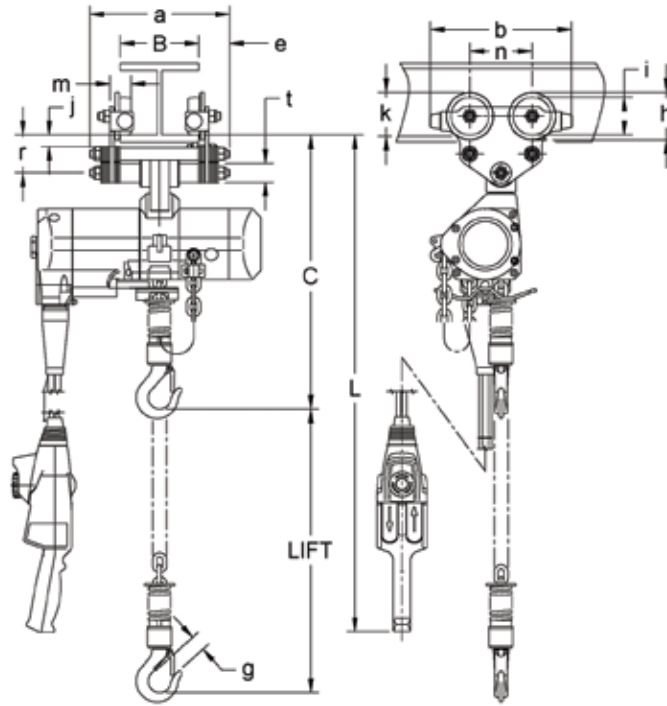
TCEP500P

TCE Spark Resistant Air Hoists

PENDANT WITH PUSH TROLLEY—DIMENSIONS

Cap. (Tons)	Product Code	Headroom C (in)	a (in)	b (in)	e (in)	g (in)	h (in)	i (in)	j (in)	k (in)	m (in)	n (in)	r (in)	t (in)
1/4	TCEP250P-IIB	17.1	8.8	8.8	2.6	1.0	3.0	2.4	0.7	2.7	1.3	3.9	2.4	1.2
1/2	TCEP500P-IIB	17.1	8.8	8.8	2.6	1.0	3.0	2.4	0.7	2.7	1.3	3.9	2.4	1.2
1	TCEP1000P2-IIB	18.2	10.6	11.4	3.0	1.1	3.9	3.1	1.0	3.5	1.6	4.8	3.0	1.6
3	TCEP3000P-IIB	24.2	12.8	16.9	3.9	1.3	5.9	4.9	1.4	5.4	2.1	6.9	4.6	2.0
6	TCEP6000P2-IIB	33.0	14.5	19.9	5.1	1.7	7.4	6.3	1.5	6.9	2.8	8.7	5.7	2.6

Cord model and geared trolley model also available.



TCEP500P



Harrington Hoists, Inc.
 401 West End Avenue, Manheim, PA 17545
 717-665-2000 / 800-233-3010 / Fax: 717-665-2861
 www.harringtonhoists.com

Specifications and dimensions are subject to change without notice.
 Rev 0 Copyright © 2023 12-23
 Item No. SS-TCE